

GENERAL FEATURES

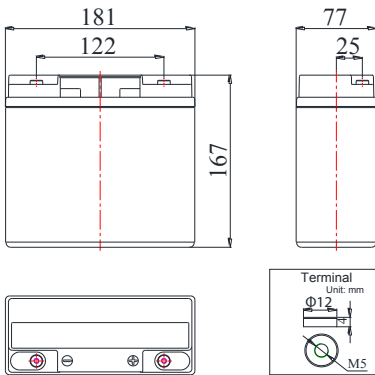
- Environmentally friendly
- Can be used at vertical or horizontal orientation
- High Reliability and Good Quality
- High gas recombination efficiency
- High Power Density
- Maintenance-Free Operation

APPLICATIONS

- UPS & EPS
- Emergency lighting Systems
- Medical Equipment
- Cable TV Systems
- Alarm Systems
- Electric Test Equipment
- Security Systems

DIMENSIONS & WEIGHT

Length(mm)	181±1
Width(mm)	77±1
Height(mm)	167±1
Total Height(mm)	167±1
Weight(kg)	6.0±3%



COMPLIED STANDARDS

IEC 60896-21/22	JIS C8704
YD/T799	BS6290 part4
GB/T 19639	UL 1989

TECHNICAL SPECIFICATIONS



Nominal Voltage		12V(6 cells per unit)
Design Floating Life @25°C		5 Years
Nominal Capacity @25°C (20 hour rate@1.00A,10.50V)		20Ah
Capacity @25°C	10 hour rate (1.88A,10.8V)	18.8Ah
	5 hour rate (3.50A,10.5V)	17.5Ah
	1 hour rate (13.06A,9.6V)	13.06Ah
Internal Resistance	Full Charged Battery@25°C	~ 14.0mΩ
Ambient Temperature	Discharge	-20°C ~50°C
	Charge	-20°C ~50°C
	Storage	-20°C ~50°C
Max.Discharge Current@25°C		300A(5s)
Capacity affected by Temperature (10 hr Capacity)	40°C	102%
	25°C	100%
	0°C	85%
	-15°C	65%
Self-Discharge@25°C per Month		3%
Charge (Constant Voltage) @25°C	Standby Use	Initial Charging Current Less than 6.0A Voltage 13.6-13.8V
	Cycle Use	Initial Charging Current Less than 6.0A Voltage 14.4-14.9V

BATTERY DISCHARGE TABLE

Discharge Constant Current per Cell (Amperes at 25°C)

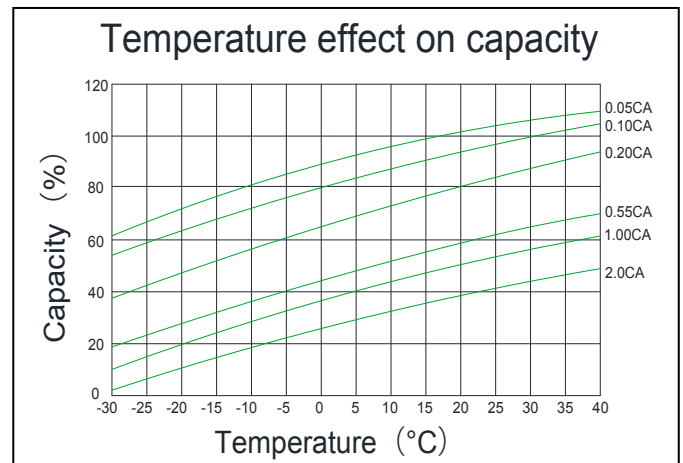
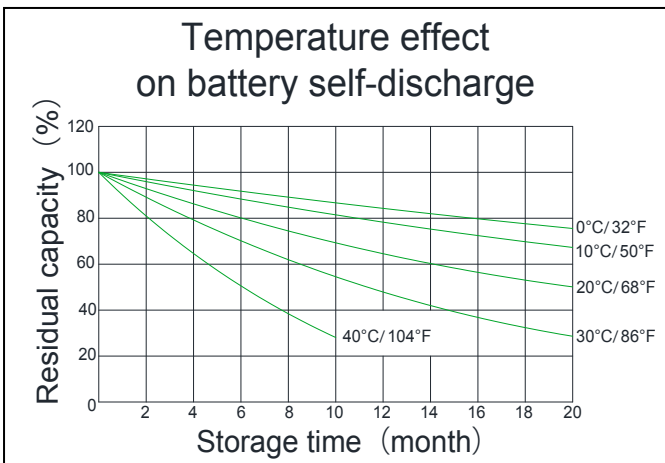
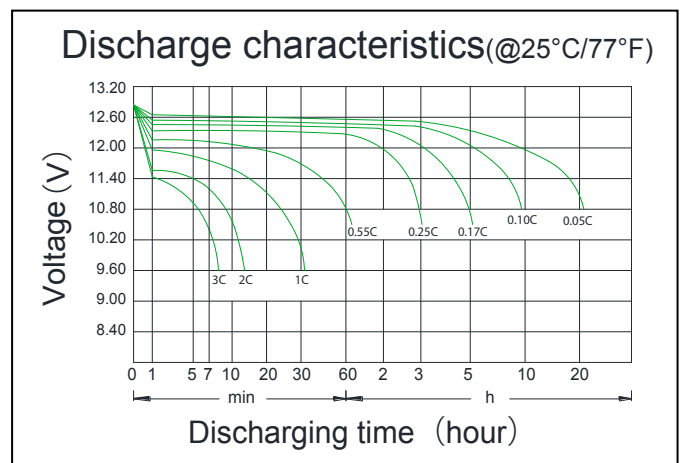
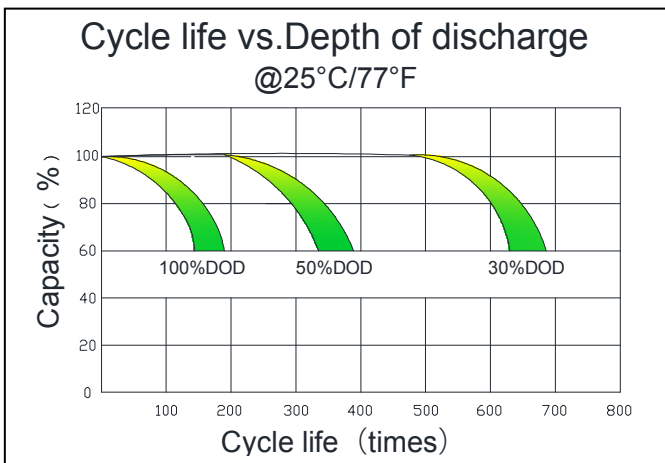
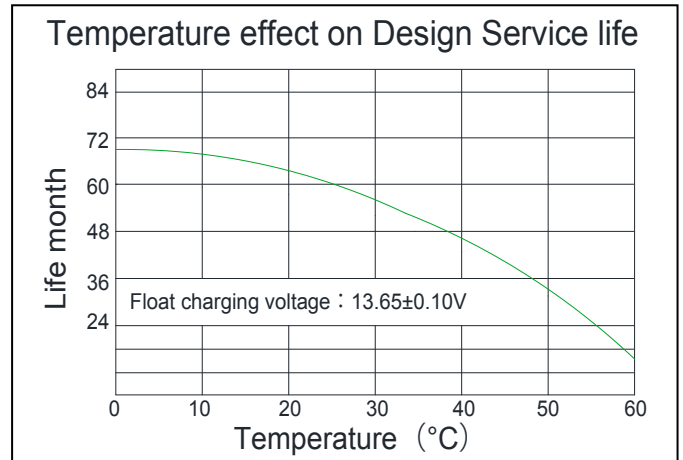
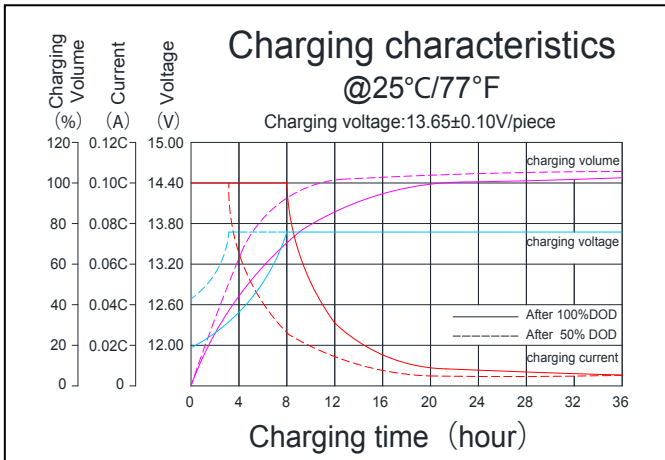
F.V/Time	5min	10min	15min	30min	45min	1h	2h	3h	5h	8h	10h	20h
1.60V	79.83	52.34	38.43	22.81	16.63	13.06	8.26	5.66	3.70	2.53	2.00	1.057
1.67V	76.05	50.17	37.60	22.43	16.36	12.63	8.11	5.54	3.64	2.48	1.97	1.037
1.70V	72.86	47.43	37.09	22.13	16.16	12.23	7.94	5.46	3.56	2.43	1.95	1.020
1.75V	69.44	45.23	35.11	21.40	15.73	11.86	7.80	5.34	3.50	2.41	1.91	1.000
1.80V	64.12	42.13	32.77	20.54	15.21	11.51	7.51	5.14	3.36	2.34	1.88	0.989

Discharge Constant Power per Cell (Watts at 25°C)

F.V/Time	5min	10min	15min	30min	45min	1h	2h	3h	5h	8h	10h	20h
1.60V	148.66	100.46	74.29	44.37	32.46	25.69	16.20	11.16	7.33	5.05	4.01	2.109
1.67V	142.46	96.39	72.86	43.74	32.03	24.80	15.91	10.95	7.18	4.98	3.98	2.077
1.70V	136.60	91.17	72.03	43.26	31.71	23.91	15.62	10.75	7.07	4.90	3.95	2.051
1.75V	130.86	87.04	68.34	41.94	30.94	23.03	15.33	10.54	6.92	4.86	3.88	2.009
1.80V	122.00	81.41	63.89	40.40	30.00	22.14	14.72	10.13	6.66	4.73	3.84	2.000

Note The above data are average values, and can be obtained within 3 charge/discharge cycles. These are not minimum values. Cell and battery designs/specifications are subject to modification without notice. Contact **DBS srl** for the latest information.

PERFORMANCE CHARACTERISTICS



BATTERY CONSTRUCTION

Component	Positive plate	Negative plate	Container & Cover	Safety valve	Terminal	Separator	Electrolyte	Pillar seal
Features	Thick high Sn low Ca grid with special paste	Balanced Pb-Ca grid for improved recombination efficiency	ABS (UL94-V0 optional)	Flame Si-Rubbeand aging resistancer	Female Copper Insert M5(torque:2 ~3N.m)	Advanced AGM separator for high pressure cell design	Dilute high purity sulphuric acid	Two layers epoxy resin seal